



Центар за Истражување и Креирање на Политики

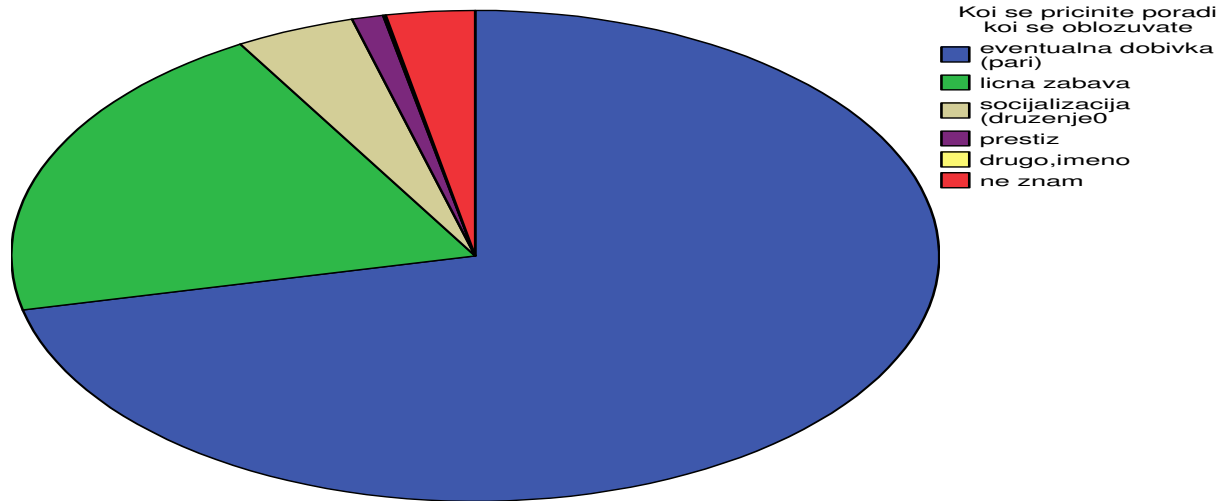
**КОИ СЕ ПРИЧИНИТЕ ПОРАДИ КОИ СЕ
ОБЛОЖУВАТЕ?**

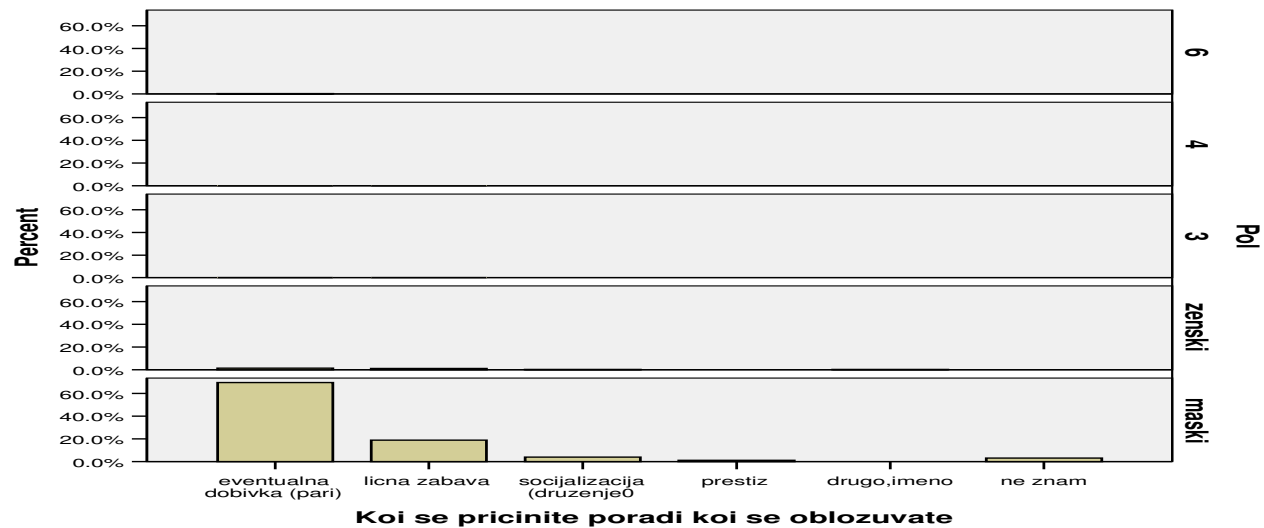
18 Јули, 2006

Скопје, Македонија

Koi se pricinite poradi koi se oblozuvate

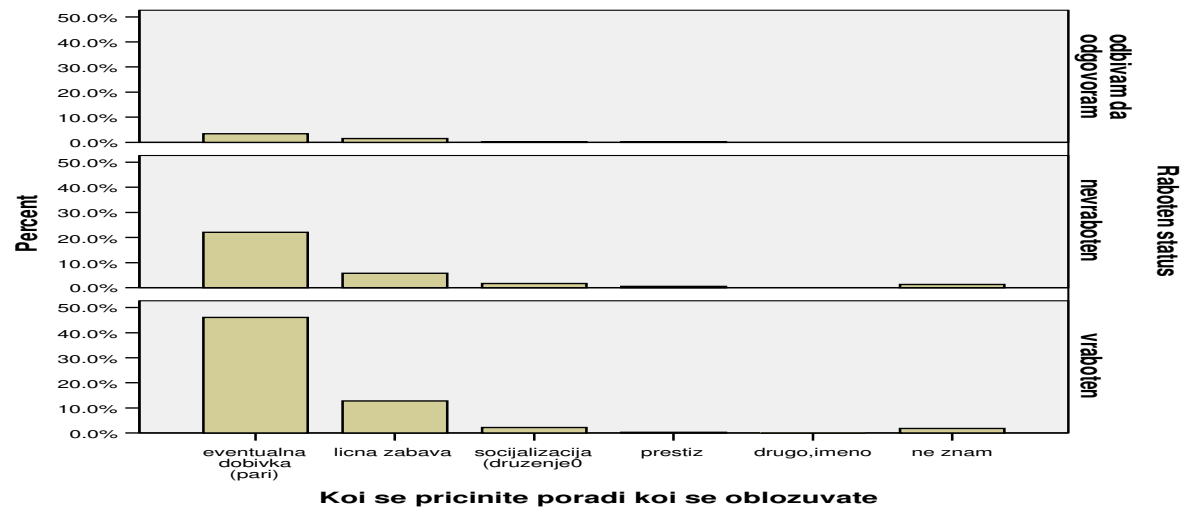
		Frequency	Percent	Valid Percent	Cumulative Percent
Valid	eventualna dobivka (pari)	786	71.3	71.5	71.5
	licna zabava	221	20.1	20.1	91.5
	socijalizacija(druzenje0	46	4.2	4.2	95.7
	prestiz	12	1.1	1.1	96.8
	drugo,imeno	1	.1	.1	96.9
	ne znam	34	3.1	3.1	100.0
	Total	1100	99.8	100.0	
Missing	System	2	.2		
Total		1102	100.0		

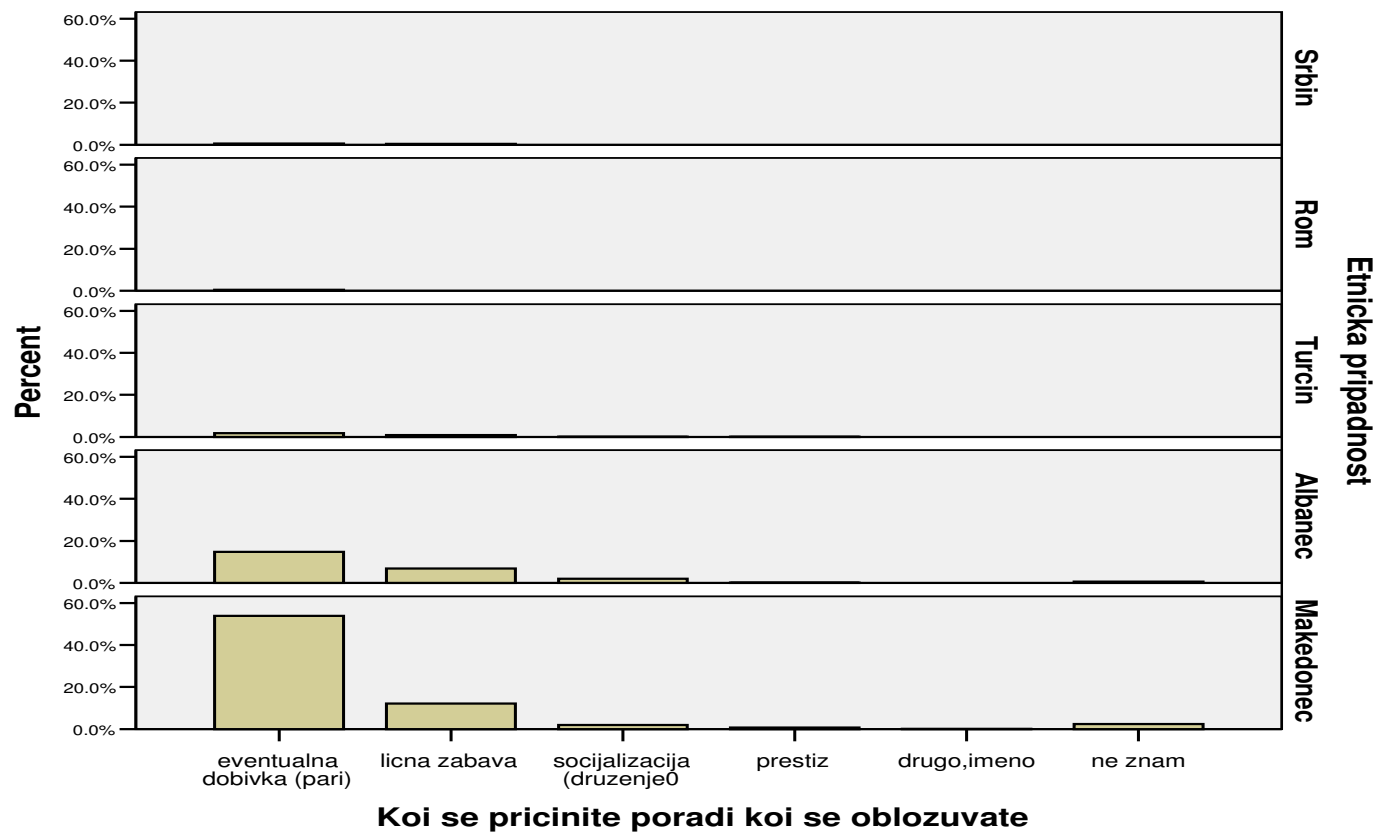




Koi se pricinite poradi koi se oblozuvate * Raboten status Crosstabulation

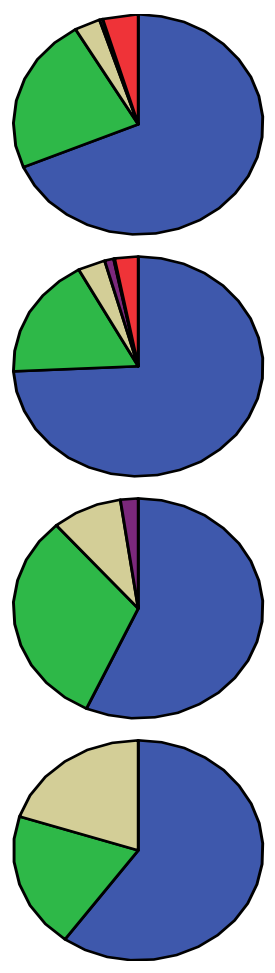
			Raboten status			Total
			vraboten	nevraboten	odbivam da odgovoram	
Koi se pricinite poradi koi se oblozuvate	eventualna dobivka (pari)	Count	507	242	37	786
		% within Raboten status	72.6%	70.1%	64.9%	71.5%
	licna zabava	Count	141	64	16	221
		% within Raboten status	20.2%	18.6%	28.1%	20.1%
	socijalizacija(druzenje0)	Count	25	19	2	46
		% within Raboten status	3.6%	5.5%	3.5%	4.2%
	prestiz	Count	4	6	2	12
		% within Raboten status	.6%	1.7%	3.5%	1.1%
	drugo,imeno	Count	1	0	0	1
		% within Raboten status	.1%	.0%	.0%	.1%
	ne znam	Count	20	14	0	34
		% within Raboten status	2.9%	4.1%	.0%	3.1%
Total	Count	698	345	57	1100	
	% within Raboten status	100.0%	100.0%	100.0%	100.0%	





Koi se pricinite poradi koi se oblozuvate * Stepen na obrazovanie Crosstabulation

			Stepen na obrazovanie				Total
			bez obrazovanie	osnovno obrazovanie	sredno obrazovanie	visoko obrazovanie	
Koi se pricinite poradi koi se oblozuvate	eventualna dobivka (pari	Count	9	50	563	164	786
		% within Stepen na obrazovanie	60.0%	56.8%	74.3%	68.6%	71.5%
	licna zabava	Count	3	28	135	55	221
		% within Stepen na obrazovanie	20.0%	31.8%	17.8%	23.0%	20.1%
	socijalizacija(druzenje0	Count	3	8	27	8	46
		% within Stepen na obrazovanie	20.0%	9.1%	3.6%	3.3%	4.2%
	prestiz	Count	0	2	9	1	12
	% within Stepen na obrazovanie	.0%	2.3%	1.2%	.4%	1.1%	
	drugo,imeno	Count	0	0	1	0	1
		% within Stepen na obrazovanie	.0%	.0%	.1%	.0%	.1%
	ne znam	Count	0	0	23	11	34
		% within Stepen na obrazovanie	.0%	.0%	3.0%	4.6%	3.1%
Total		Count	15	88	758	239	1100
		% within Stepen na obrazovanie	100.0%	100.0%	100.0%	100.0%	100.0%

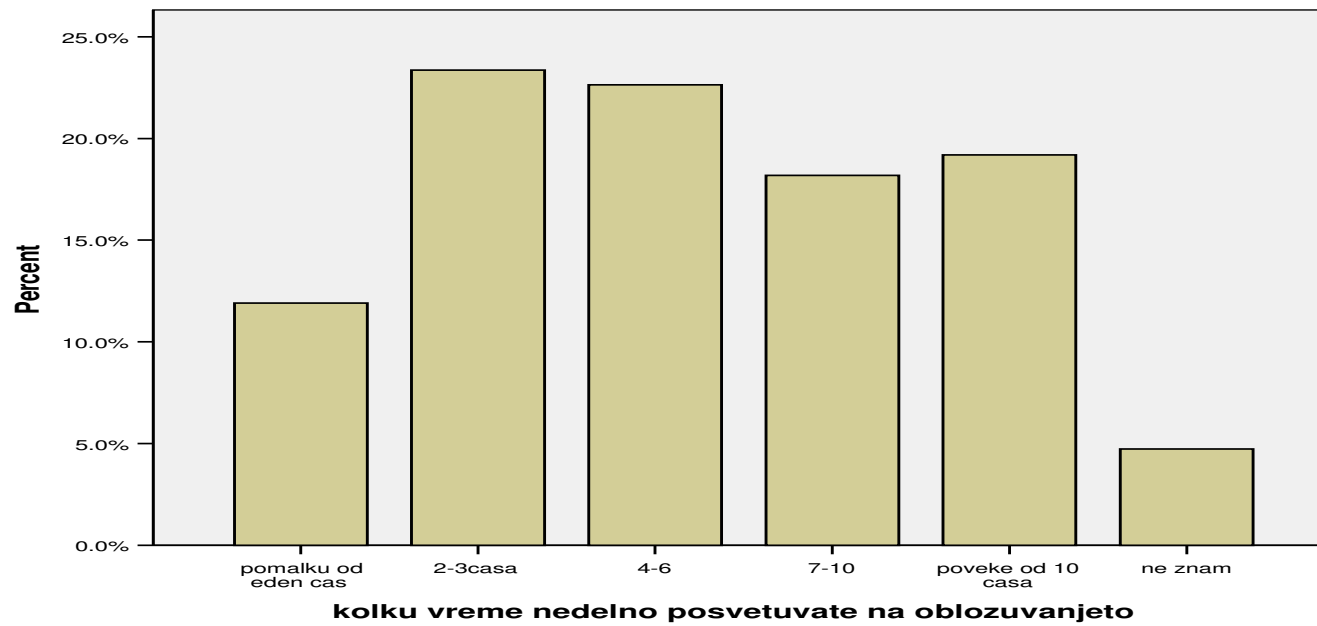


Koi se pricinite poradi koi se oblozuvate * Ziveete Crosstabulation

			Ziveete			Total
			sam	so semejstvoto	odbivam da odgovoram	
Koi se pricinite poradi koi se oblozuvate	eventualna dobivka (pari)	Count	61	704	21	786
		% within Ziveete	53.0%	74.9%	46.7%	71.5%
	licna zabava	Count	26	178	17	221
		% within Ziveete	22.6%	18.9%	37.8%	20.1%
	socijalizacija(druzenje0	Count	14	26	6	46
		% within Ziveete	12.2%	2.8%	13.3%	4.2%
	prestiz	Count	6	6	0	12
		% within Ziveete	5.2%	.6%	.0%	1.1%
	drugo,imeno	Count	0	1	0	1
		% within Ziveete	.0%	.1%	.0%	.1%
	ne znam	Count	8	25	1	34
		% within Ziveete	7.0%	2.7%	2.2%	3.1%
	Total	Count	115	940	45	1100
		% within Ziveete	100.0%	100.0%	100.0%	100.0%

kolku vreme nedelno posvetuvate na oblozuvanje

		Frequency	Percent	Valid Percent	Cumulative Percent
Valid	pomalku od eden cas	131	11.9	11.9	11.9
	2-3casa	257	23.3	23.4	35.3
	4-6	249	22.6	22.6	57.9
	7-10	200	18.1	18.2	76.1
	poveke od 10 casa	211	19.1	19.2	95.3
	ne znam	52	4.7	4.7	100.0
	Total	1100	99.8	100.0	
Missing	System	2	.2		
Total		1102	100.0		



kolku vreme nedelno posvetuvate na oblozuvanje * Stepen na obrazovanie Crosstabulation

			Stepen na obrazovanie				Total
			bez obrazovanie	osnovno obrazovanie	sredno obrazovanie	visoko obrazovanie	
kolku vreme nedelno posvetuvate na oblozuvanje	pomalku od eden cas	Count	3	6	86	36	131
		% within Stepen na obrazovanie	20.0%	6.8%	11.3%	15.1%	11.9%
	2-3casa	Count	4	29	186	38	257
		% within Stepen na obrazovanie	26.7%	33.0%	24.5%	15.9%	23.4%
	4-6	Count	4	30	158	57	249
		% within Stepen na obrazovanie	26.7%	34.1%	20.8%	23.8%	22.6%
	7-10	Count	3	9	140	48	200
	% within Stepen na obrazovanie	20.0%	10.2%	18.5%	20.1%	18.2%	
	poveke od 10 casa	Count	1	10	152	48	211
		% within Stepen na obrazovanie	6.7%	11.4%	20.1%	20.1%	19.2%
	ne znam	Count	0	4	36	12	52
		% within Stepen na obrazovanie	.0%	4.5%	4.7%	5.0%	4.7%
Total		Count	15	88	758	239	1100
		% within Stepen na obrazovanie	100.0%	100.0%	100.0%	100.0%	100.0%

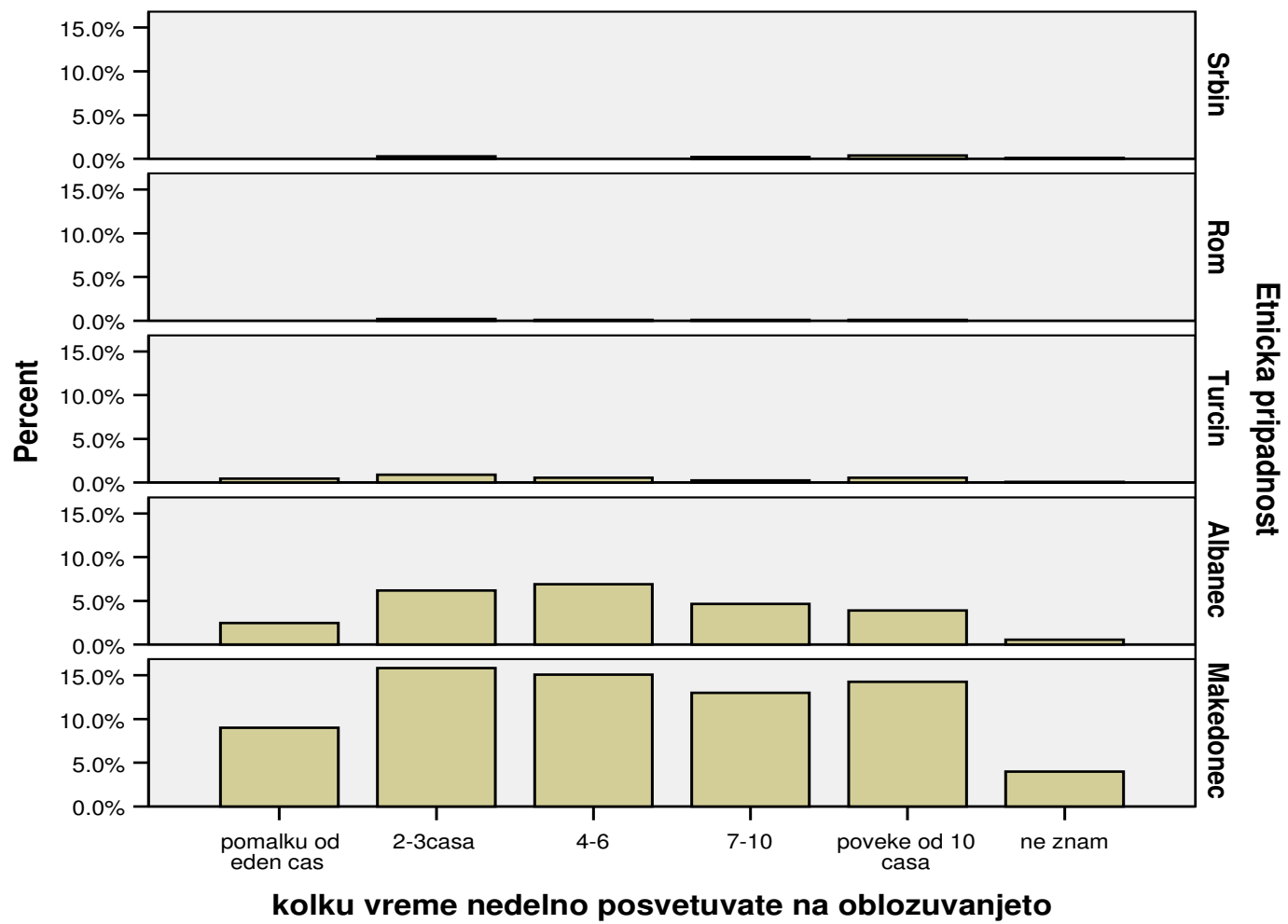
kolku vreme nedelno posvetujete na oblozuvanje

Stepen na obrazovanje

- pomalku od eden cas
- 2-3casa
- 4-6
- 7-10
- poveke od 10 casa
- ne znam

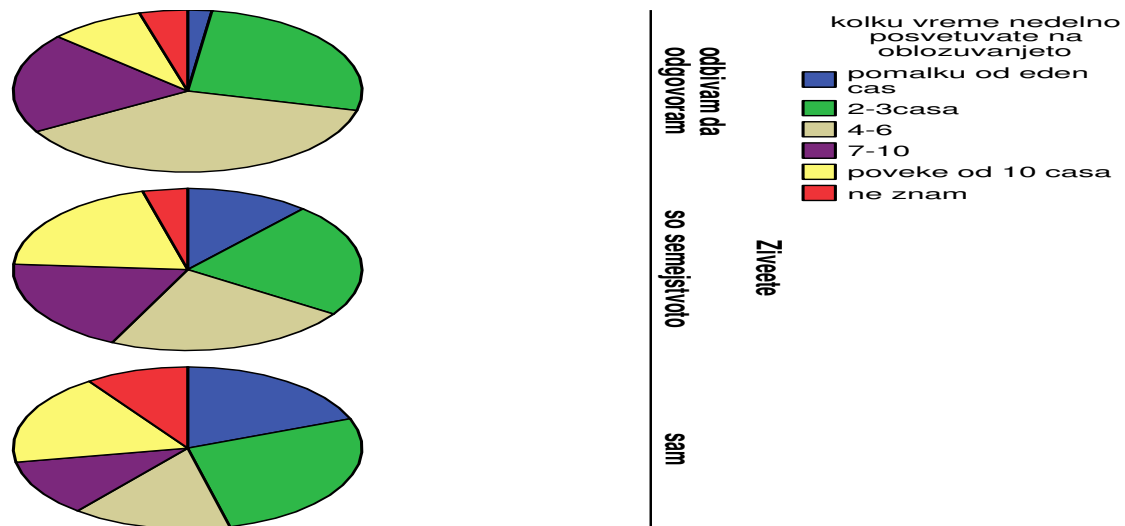
visoko obrazovanje sredno obrazovanje osnovno obrazovanje bez obrazovanje





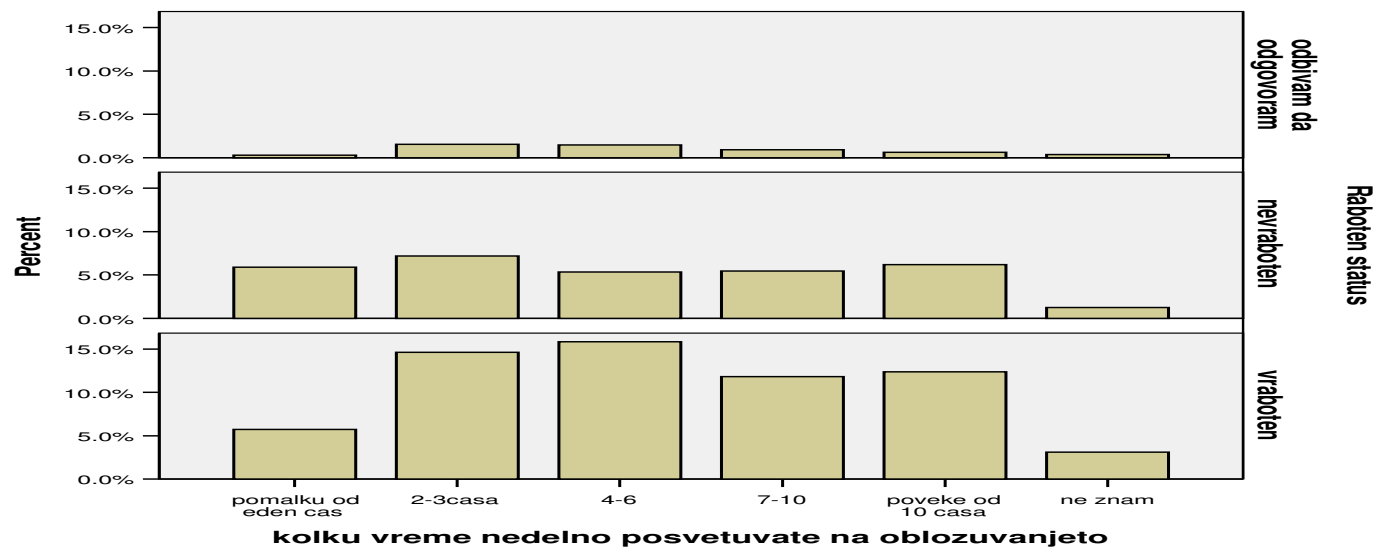
kolku vreme nedelno posvetuvate na oblozuvanje * Ziveete Crosstabulation

			Ziveete			Total
			sam	so semejstvoto	odbivam da odgovoram	
kolku vreme nedelno posvetuvate na oblozuvanje	pomalku od eden cas	Count	22	108	1	131
		% within Ziveete	19.1%	11.5%	2.2%	11.9%
	2-3casa	Count	31	214	12	257
		% within Ziveete	27.0%	22.8%	26.7%	23.4%
	4-6	Count	17	215	17	249
		% within Ziveete	14.8%	22.9%	37.8%	22.6%
	7-10	Count	13	178	9	200
		% within Ziveete	11.3%	18.9%	20.0%	18.2%
	poveke od 10 casa	Count	21	186	4	211
		% within Ziveete	18.3%	19.8%	8.9%	19.2%
ne znam	Count	11	39	2	52	
	% within Ziveete	9.6%	4.1%	4.4%	4.7%	
Total	Count	115	940	45	1100	
	% within Ziveete	100.0%	100.0%	100.0%	100.0%	



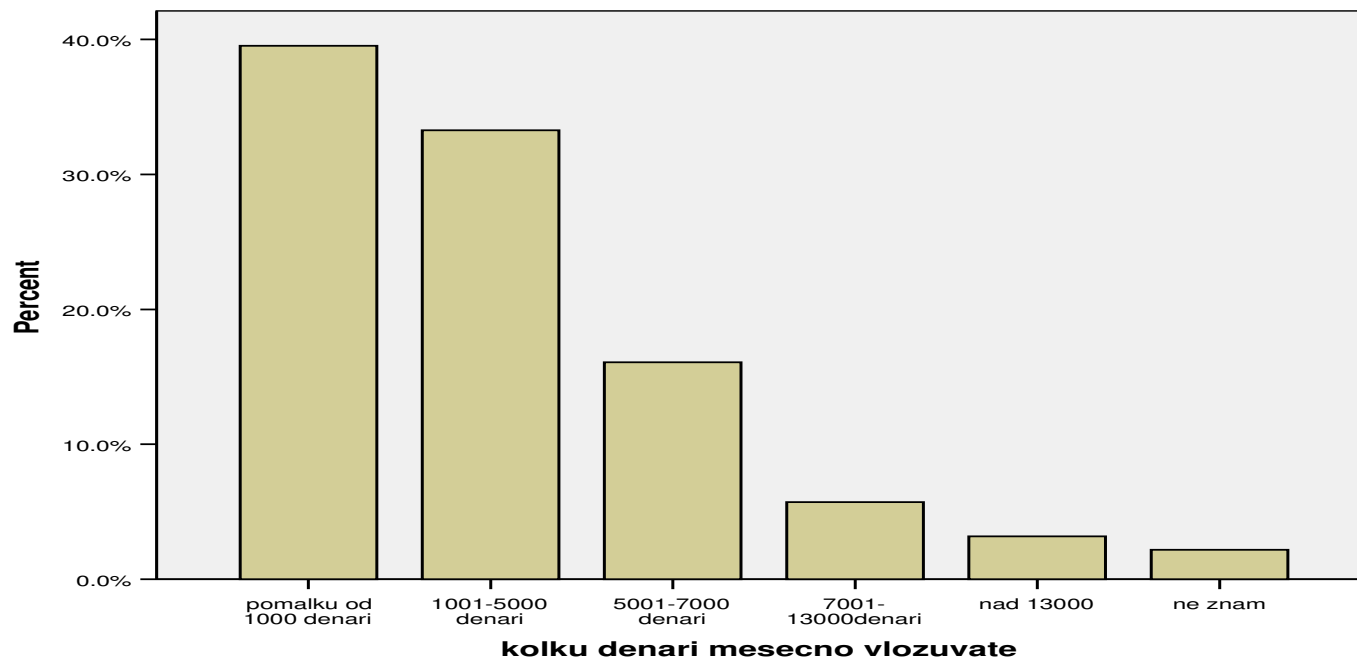
kolku vreme nedelno posvetujete na oblozuvanje * Raboten status Crosstabulation

			Raboten status			Total
			vraboten	nevraboten	odбивam da odgovoram	
kolku vreme nedelno posvetujete na oblozuvanje	pomalku od eden cas	Count	63	65	3	131
		% within Raboten status	9.0%	18.8%	5.3%	11.9%
	2-3casa	Count	161	79	17	257
		% within Raboten status	23.1%	22.9%	29.8%	23.4%
	4-6	Count	174	59	16	249
		% within Raboten status	24.9%	17.1%	28.1%	22.6%
	7-10	Count	130	60	10	200
% within Raboten status		18.6%	17.4%	17.5%	18.2%	
poveke od 10 casa	Count	136	68	7	211	
	% within Raboten status	19.5%	19.7%	12.3%	19.2%	
ne znam	Count	34	14	4	52	
	% within Raboten status	4.9%	4.1%	7.0%	4.7%	
Total	Count	698	345	57	1100	
	% within Raboten status	100.0%	100.0%	100.0%	100.0%	



kolku dnari mesечно vlozuvate

		Frequency	Percent	Valid Percent	Cumulative Percent
Valid	pomalku od 1000 denari	435	39.5	39.5	39.5
	1001-5000 denari	366	33.2	33.3	72.8
	5001-7000 denari	177	16.1	16.1	88.9
	7001-13000denari	63	5.7	5.7	94.6
	nad 13000	35	3.2	3.2	97.8
	ne znam	24	2.2	2.2	100.0
	Total	1100	99.8	100.0	
Missing	System	2	.2		
	Total	1102	100.0		



kolku dnari mesecno vlozuvate * Raboten status Crosstabulation

			Raboten status			Total
			vraboten	nevraboten	odbivam da odgovoram	
kolku dnari mesecno vlozuvate	pomalku od 1000 denari	Count	238	188	9	435
		% within Raboten status	34.1%	54.5%	15.8%	39.5%
	1001-5000 denari	Count	235	110	21	366
		% within Raboten status	33.7%	31.9%	36.8%	33.3%
	5001-7000 denari	Count	131	26	20	177
		% within Raboten status	18.8%	7.5%	35.1%	16.1%
	7001-13000denari	Count	49	11	3	63
		% within Raboten status	7.0%	3.2%	5.3%	5.7%
	nad 13000	Count	30	3	2	35
		% within Raboten status	4.3%	.9%	3.5%	3.2%
	ne znam	Count	15	7	2	24
		% within Raboten status	2.1%	2.0%	3.5%	2.2%
	Total	Count	698	345	57	1100
		% within Raboten status	100.0%	100.0%	100.0%	100.0%

kolku dnari mesечно vlozuvate

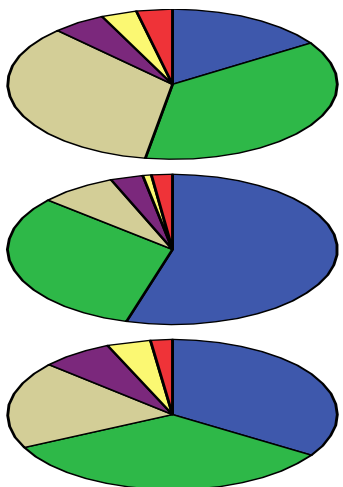
- pomalku od 1000 denari
- 1001-5000 denari
- 5001-7000 denari
- 7001-13000denari
- nad 13000
- ne znam

Raboten status

odbiyam da
odgovoram

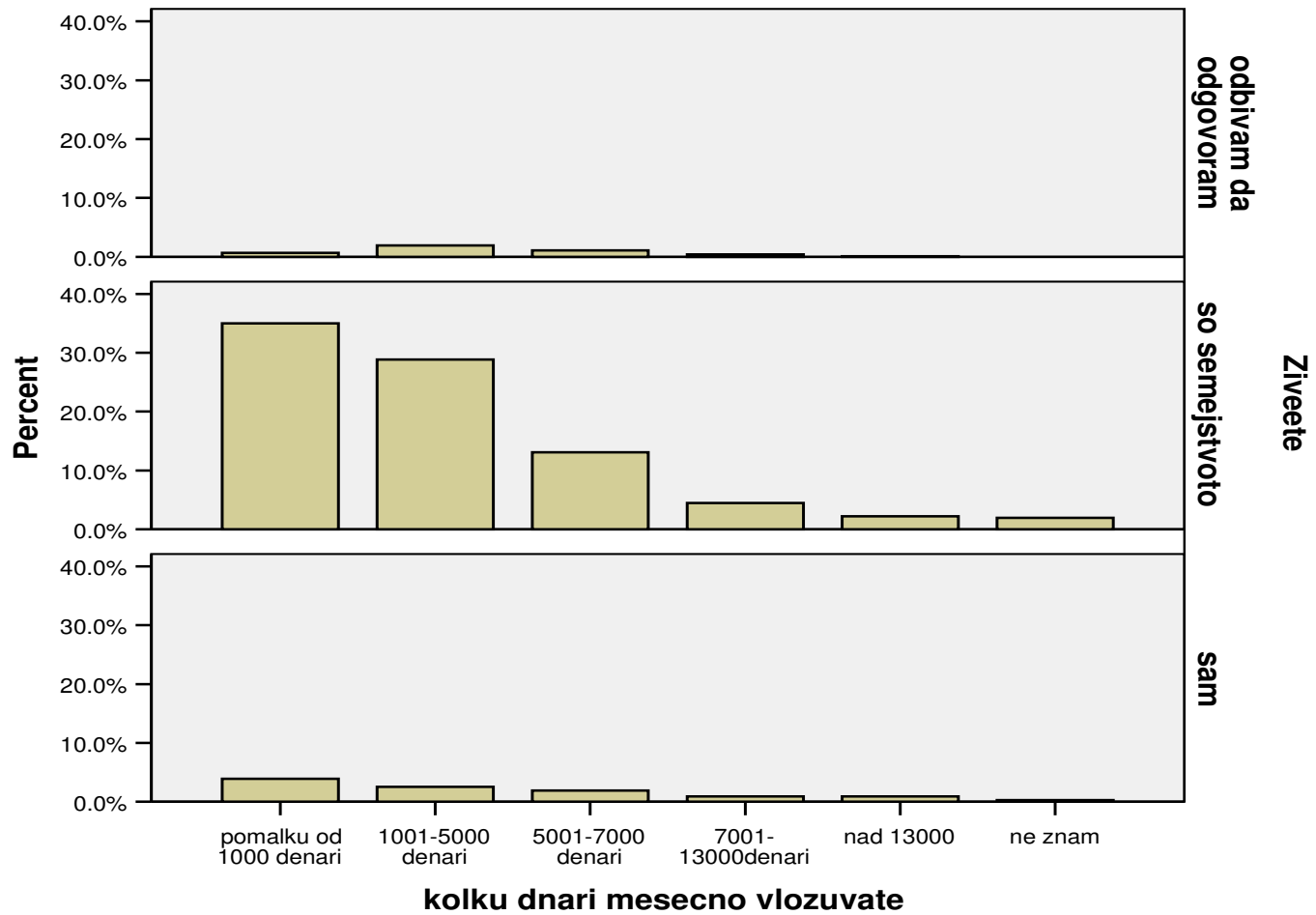
nevraboten

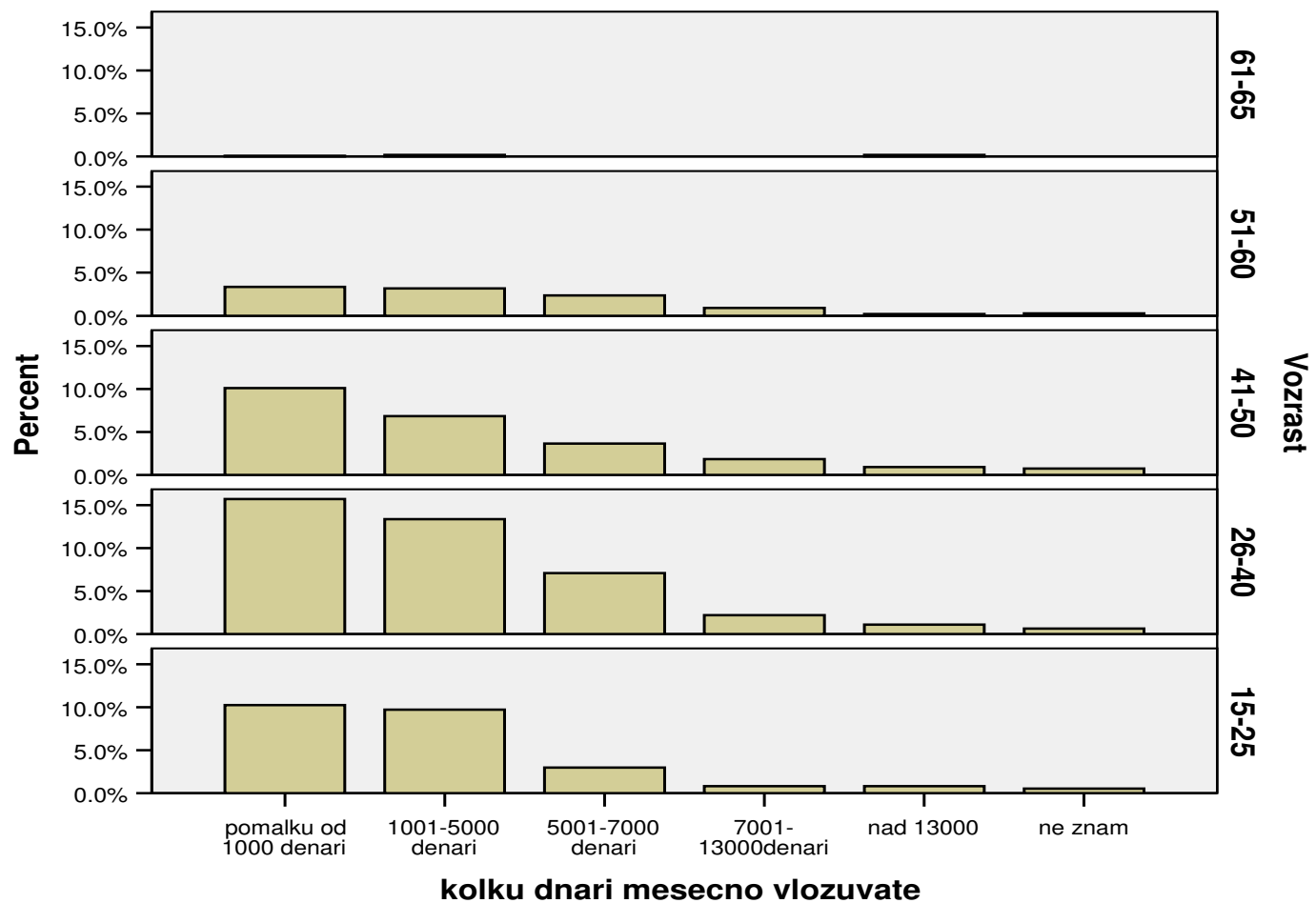
vraboten



kolku dnari mesecno vlozuvate * Ziveete Crosstabulation

			Ziveete			Total
			sam	so semejstvoto	odbivam da odgovoram	
kolku dnari mesecno vlozuvate	pomalku od 1000 denari	Count	43	385	7	435
		% within Ziveete	37.4%	41.0%	15.6%	39.5%
	1001-5000 denari	Count	28	317	21	366
		% within Ziveete	24.3%	33.7%	46.7%	33.3%
	5001-7000 denari	Count	21	144	12	177
		% within Ziveete	18.3%	15.3%	26.7%	16.1%
	7001-13000denari	Count	10	49	4	63
		% within Ziveete	8.7%	5.2%	8.9%	5.7%
	nad 13000	Count	10	24	1	35
		% within Ziveete	8.7%	2.6%	2.2%	3.2%
	ne znam	Count	3	21	0	24
		% within Ziveete	2.6%	2.2%	.0%	2.2%
	Total	Count	115	940	45	1100
		% within Ziveete	100.0%	100.0%	100.0%	100.0%





kolku dnari mesечно
vlozuvate

- pomalku od 1000 denari
- 1001-5000 denari
- 5001-7000 denari
- 7001-13000denari
- nad 13000
- ne znam

Etnicka pripadnost

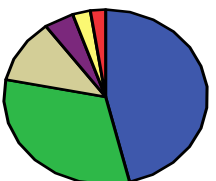
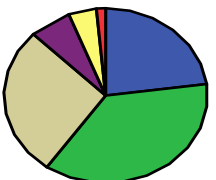
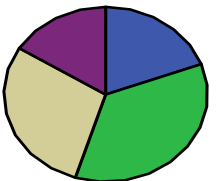
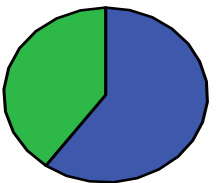
Srbini

Romi

Turcini

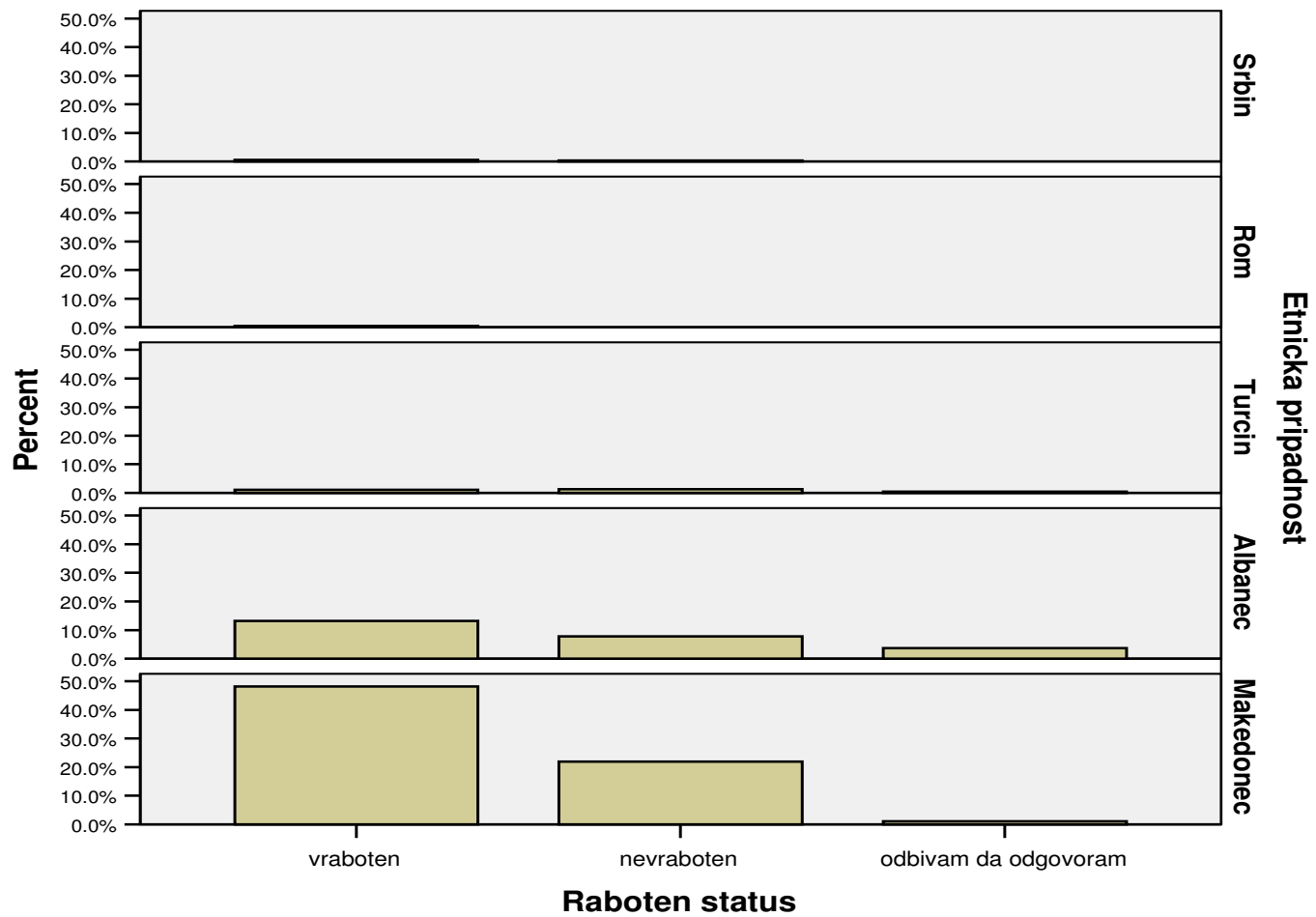
Albaneci

Makedonci



kolku dnari mesecno vlozuvate * Stepen na obrazovanie Crosstabulation

			Stepen na obrazovanie				Total
			bez obrazovanie	osnovno obrazovanie	sredno obrazovanie	visoko obrazovanie	
kolku dnari mesecno vlozuvate	pomalku od 1000 denari	Count	3	29	316	87	435
		% within Stepen na obrazovanie	20.0%	33.0%	41.7%	36.4%	39.5%
	1001-5000 denari	Count	10	30	256	70	366
		% within Stepen na obrazovanie	66.7%	34.1%	33.8%	29.3%	33.3%
	5001-7000 denari	Count	2	20	111	44	177
		% within Stepen na obrazovanie	13.3%	22.7%	14.6%	18.4%	16.1%
	7001-13000denari	Count	0	5	37	21	63
		% within Stepen na obrazovanie	.0%	5.7%	4.9%	8.8%	5.7%
	nad 13000	Count	0	2	24	9	35
		% within Stepen na obrazovanie	.0%	2.3%	3.2%	3.8%	3.2%
	ne znam	Count	0	2	14	8	24
		% within Stepen na obrazovanie	.0%	2.3%	1.8%	3.3%	2.2%
Total		Count	15	88	758	239	1100
		% within Stepen na obrazovanie	100.0%	100.0%	100.0%	100.0%	100.0%

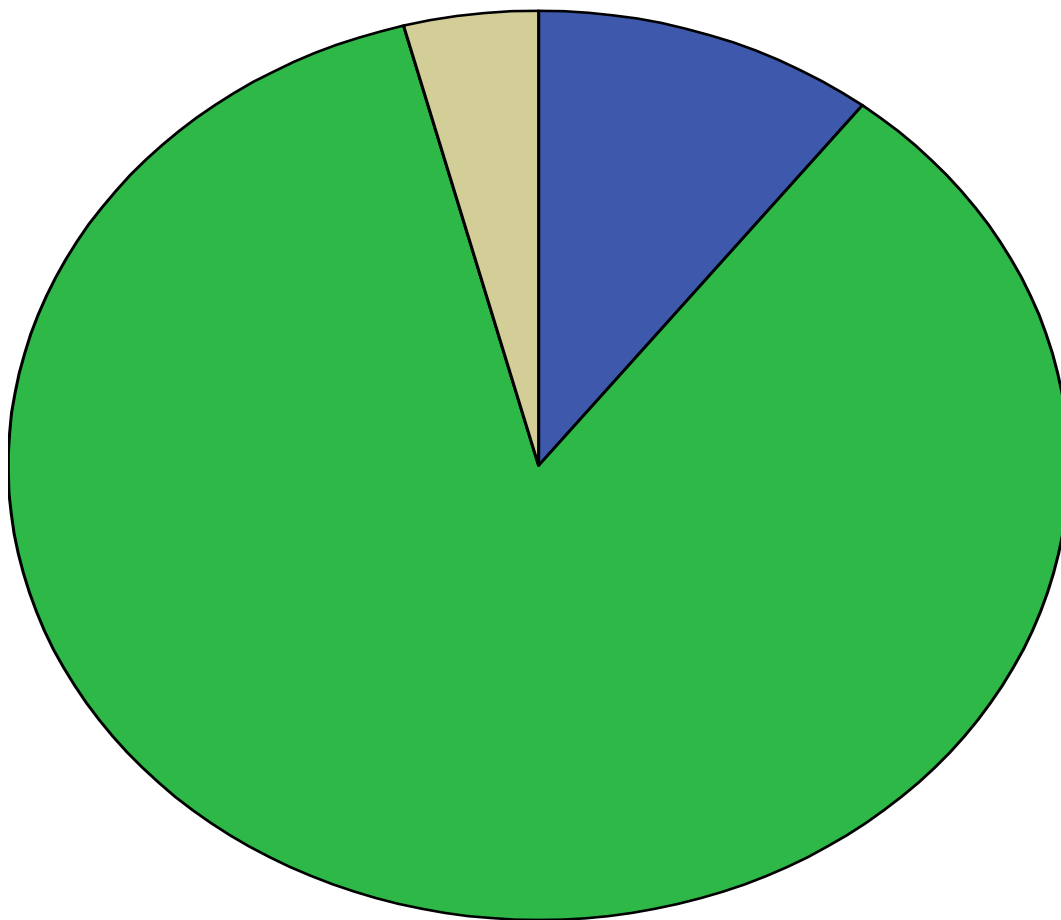


Raboten status * Stepen na obrazovanie Crosstabulation

			Stepen na obrazovanie				Total
			bez obrazovanie	osnovno obrazovanie	sredno obrazovanie	visoko obrazovanie	
Raboten status	vraboten	Count	12	43	480	163	698
		% within Stepen na obrazovanie	80.0%	48.9%	63.3%	68.2%	63.5%
	nevraboten	Count	0	30	246	69	345
		% within Stepen na obrazovanie	.0%	34.1%	32.5%	28.9%	31.4%
	odbivam da odgovoram	Count	3	15	32	7	57
		% within Stepen na obrazovanie	20.0%	17.0%	4.2%	2.9%	5.2%
Total		Count	15	88	758	239	1100
		% within Stepen na obrazovanie	100.0%	100.0%	100.0%	100.0%	100.0%

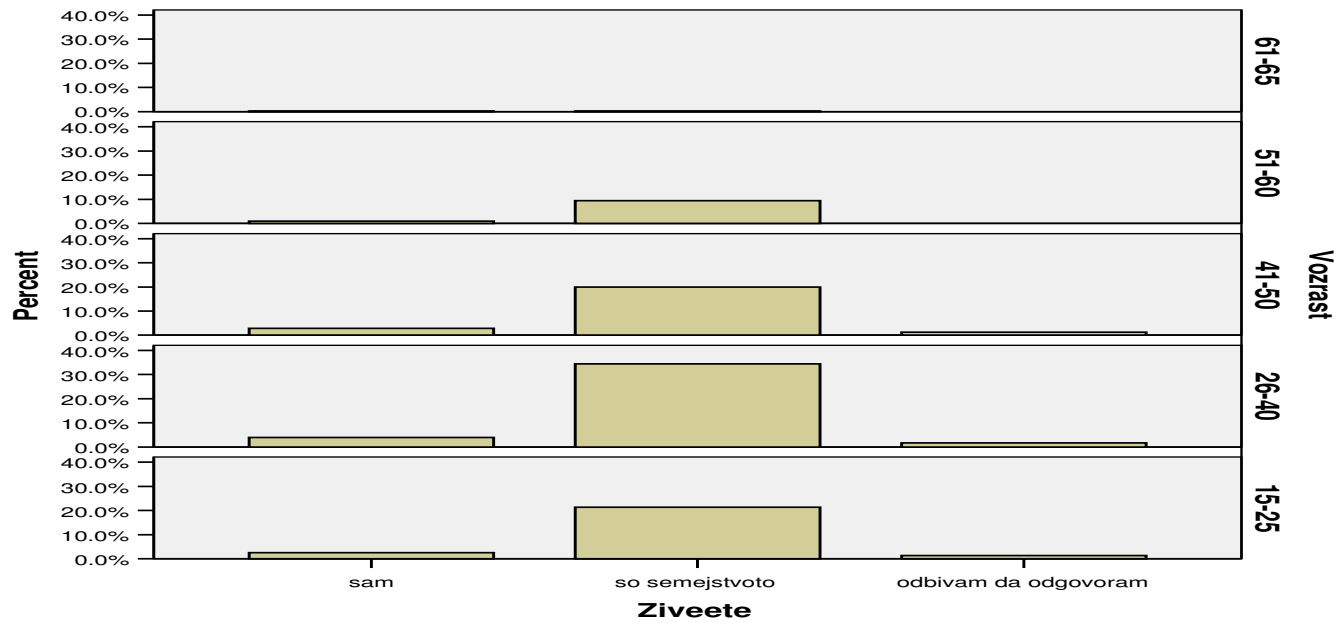
Ziveete

		Frequency	Percent	Valid Percent	Cumulative Percent
Valid	sam	115	10.4	10.5	10.5
	so semejstvoto	940	85.3	85.5	95.9
	odbivam da odgovoram	45	4.1	4.1	100.0
	Total	1100	99.8	100.0	
Missing	System	2	.2		
Total		1102	100.0		



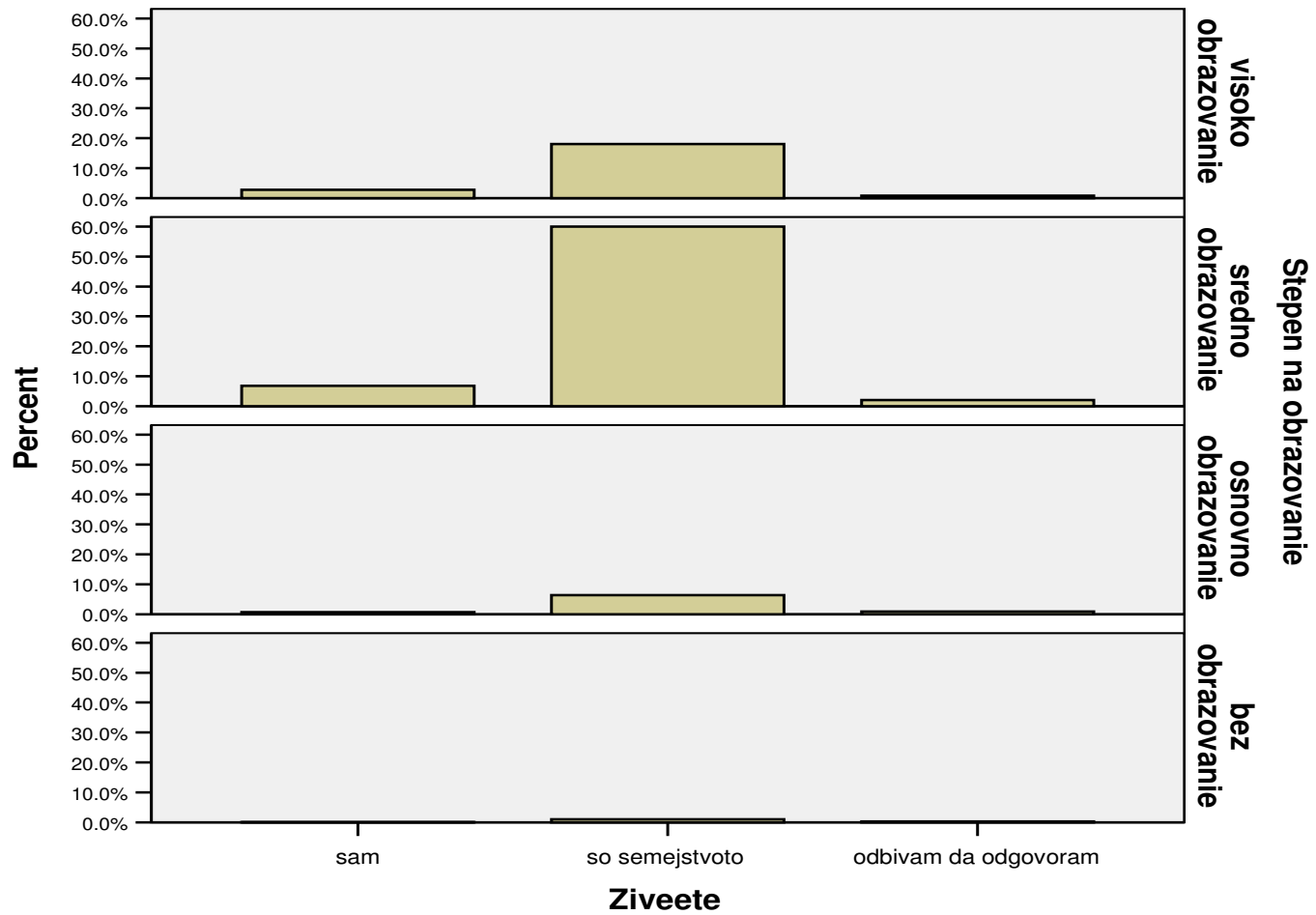
Ziveete

- sam
- so simejstvoto
- odbivam da odgovoram



Ziveete * Stepen na obrazovanie Crosstabulation

			Stepen na obrazovanie				Total
			bez obrazovanie	osnovno obrazovanie	sredno obrazovanie	visoko obrazovanie	
Ziveete	sam	Count	1	8	75	31	115
		% within Stepen na obrazovanie	6.7%	9.1%	9.9%	13.0%	10.5%
	so semejstvoto	Count	11	70	660	199	940
		% within Stepen na obrazovanie	73.3%	79.5%	87.1%	83.3%	85.5%
	odbivam da odgovoram	Count	3	10	23	9	45
		% within Stepen na obrazovanie	20.0%	11.4%	3.0%	3.8%	4.1%
Total		Count	15	88	758	239	1100
		% within Stepen na obrazovanie	100.0%	100.0%	100.0%	100.0%	100.0%

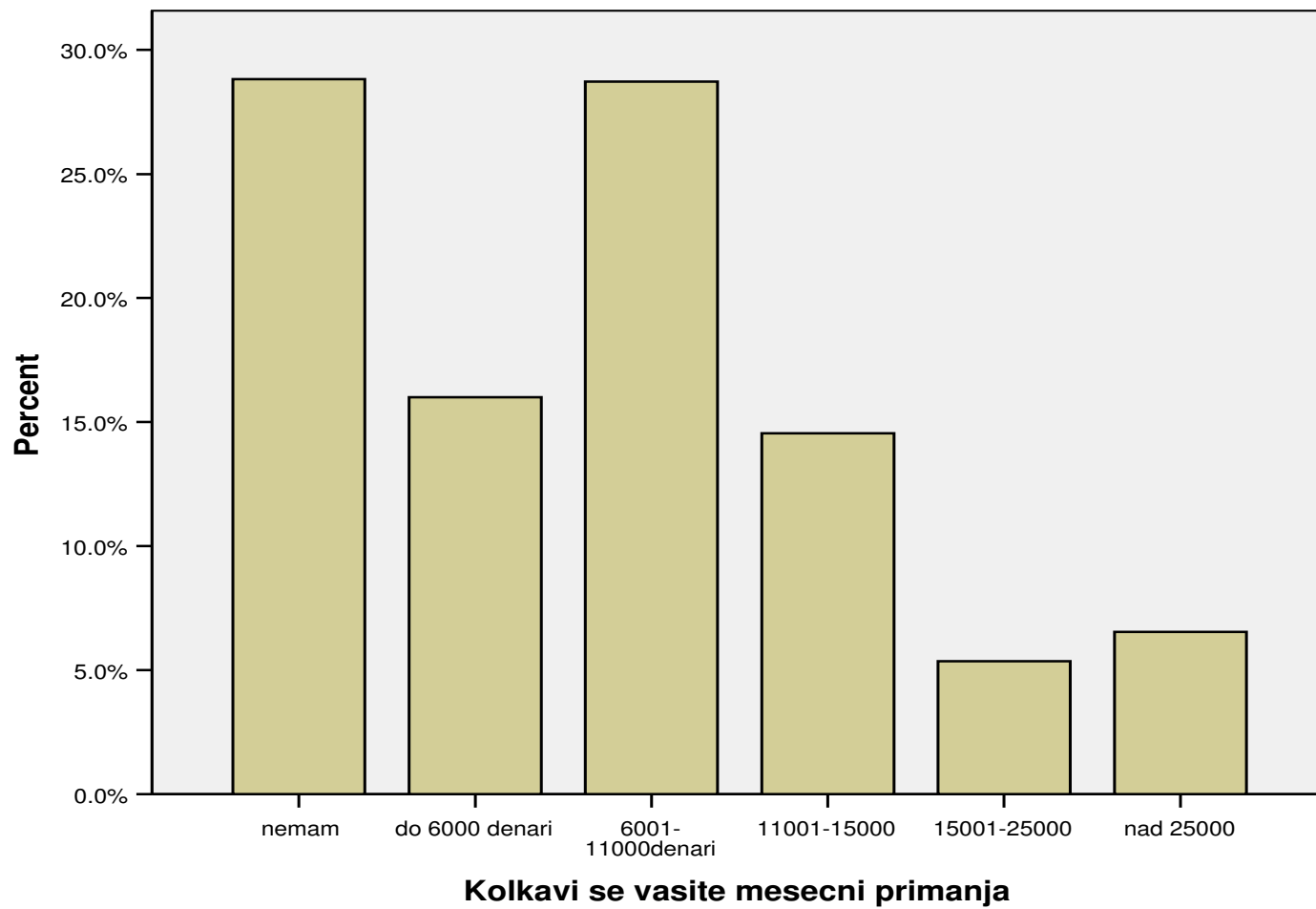


Ziveete * Pol Crosstabulation

			Pol					Total
			maski	zenski	3	4	6	
Ziveete	sam	Count	110	4	0	0	1	115
		% within Pol	10.3%	13.3%	.0%	.0%	100.0%	10.5%
	so semejstvoto	Count	917	20	2	1	0	940
		% within Pol	86.1%	66.7%	100.0%	50.0%	.0%	85.5%
	odbivam da odgovoram	Count	38	6	0	1	0	45
		% within Pol	3.6%	20.0%	.0%	50.0%	.0%	4.1%
Total		Count	1065	30	2	2	1	1100
		% within Pol	100.0%	100.0%	100.0%	100.0%	100.0%	100.0%

Kolkavi se vasite mesecni primanja

		Frequency	Percent	Valid Percent	Cumulative Percent
Valid	nemam	317	28.8	28.8	28.8
	do 6000 denari	176	16.0	16.0	44.8
	6001-11000denari	316	28.7	28.7	73.5
	11001-15000	160	14.5	14.5	88.1
	15001-25000	59	5.4	5.4	93.5
	nad 25000	72	6.5	6.5	100.0
	Total	1100	99.8	100.0	
Missing	System	2	.2		
Total		1102	100.0		



Kolkavi se vasite
mesečni primanja

- nemam
- do 6000 denari
- 6001-11000denari
- 11001-15000
- 15001-25000
- nad 25000

Etnička pripadnost

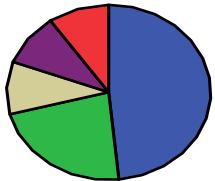
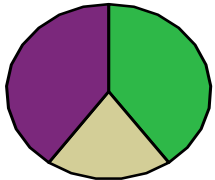
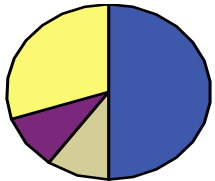
Srbin

Rom

Turcin

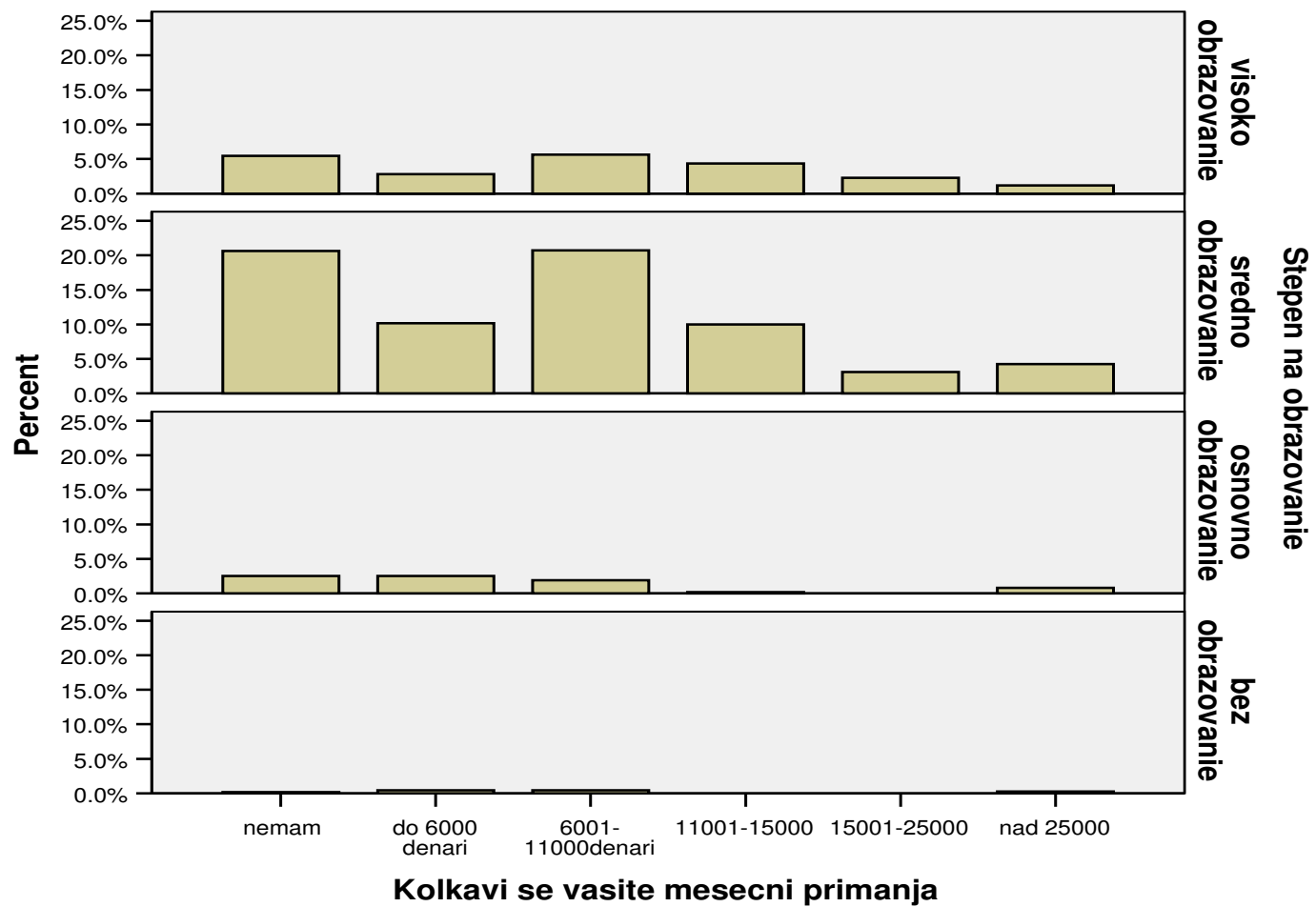
Albanec

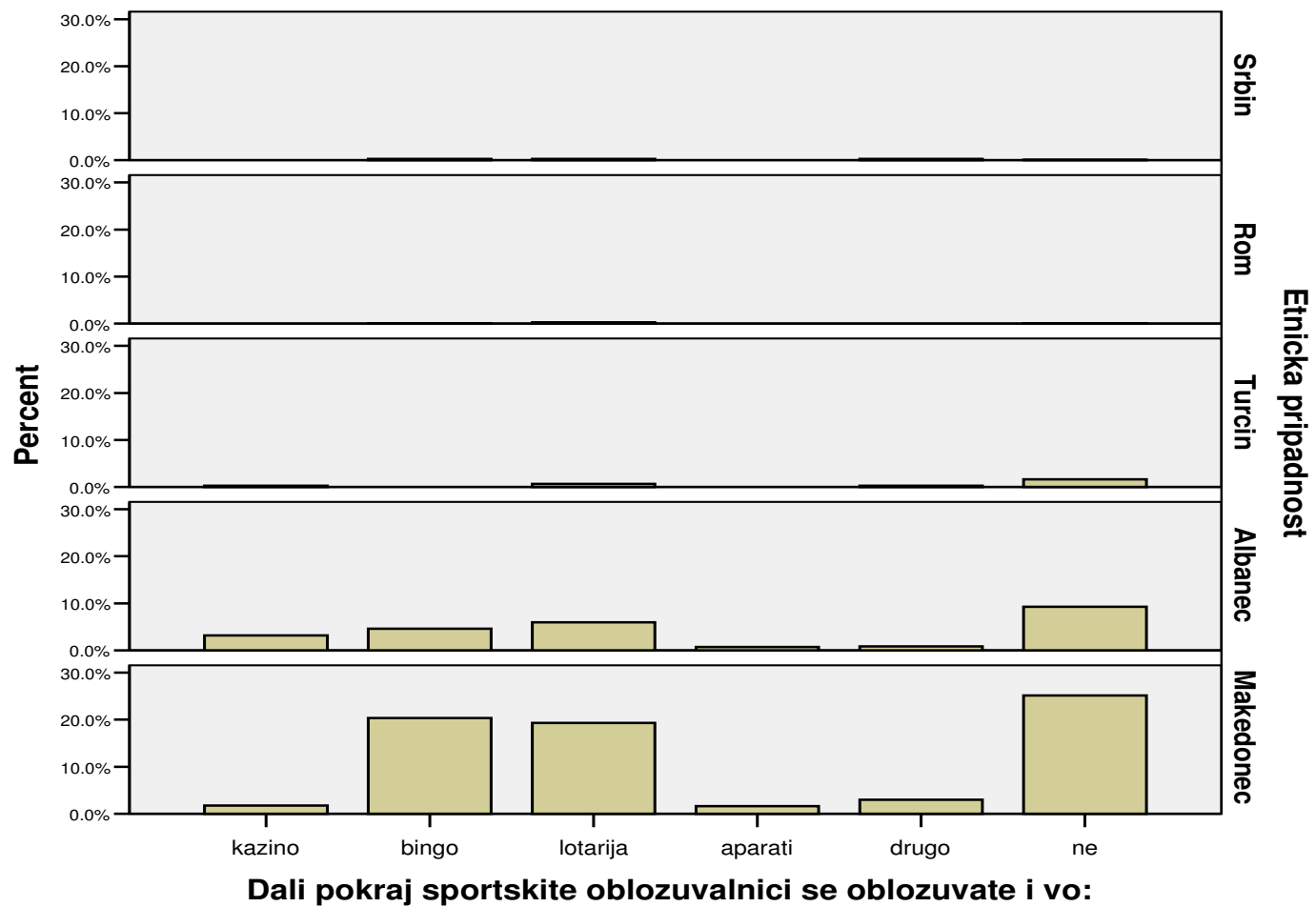
Makedonec



Kolkavi se vasite mesecni primanja * Stepen na obrazovanie Crosstabulation

			Stepen na obrazovanie				Total
			bez obrazovanie	osnovno obrazovanie	sredno obrazovanie	visoko obrazovanie	
Kolkavi se vasite mesecni primanja	nemam	Count	2	28	227	60	317
		% within Stepen na obrazovanie	13.3%	31.8%	29.9%	25.1%	28.8%
	do 6000 denari	Count	5	28	112	31	176
		% within Stepen na obrazovanie	33.3%	31.8%	14.8%	13.0%	16.0%
	6001-11000denari	Count	5	21	228	62	316
		% within Stepen na obrazovanie	33.3%	23.9%	30.1%	25.9%	28.7%
	11001-15000	Count	0	2	110	48	160
	% within Stepen na obrazovanie	.0%	2.3%	14.5%	20.1%	14.5%	
	15001-25000	Count	0	0	34	25	59
		% within Stepen na obrazovanie	.0%	.0%	4.5%	10.5%	5.4%
	nad 25000	Count	3	9	47	13	72
		% within Stepen na obrazovanie	20.0%	10.2%	6.2%	5.4%	6.5%
Total		Count	15	88	758	239	1100
		% within Stepen na obrazovanie	100.0%	100.0%	100.0%	100.0%	100.0%





Dali pokraj sportskite oblozualnici se oblozuvate i vo: * Stepen na obrazovanie Crosstabulation

			Stepen na obrazovanie				Total
			bez obrazovanie	osnovno obrazovanie	sredno obrazovanie	visoko obrazovanie	
Dali pokraj sportskite oblozualnici se oblozuvate i vo:	kazino	Count	3	7	37	10	57
		% within Stepen na obrazovanie	20.0%	8.0%	4.9%	4.2%	5.2%
	bingo	Count	6	25	191	57	279
		% within Stepen na obrazovanie	40.0%	28.4%	25.2%	23.8%	25.4%
	lotarija	Count	3	22	195	71	291
		% within Stepen na obrazovanie	20.0%	25.0%	25.7%	29.7%	26.5%
	aparati	Count	0	1	17	8	26
	% within Stepen na obrazovanie	.0%	1.1%	2.2%	3.3%	2.4%	
	drugo	Count	1	4	29	14	48
		% within Stepen na obrazovanie	6.7%	4.5%	3.8%	5.9%	4.4%
	ne	Count	2	29	289	79	399
		% within Stepen na obrazovanie	13.3%	33.0%	38.1%	33.1%	36.3%
Total		Count	15	88	758	239	1100
		% within Stepen na obrazovanie	100.0%	100.0%	100.0%	100.0%	100.0%

Dali pokraj sportskite oblozuvalnici se oblozuvate i vo:

- kazino
- bingo
- lotarija
- aparati
- drugo
- ne

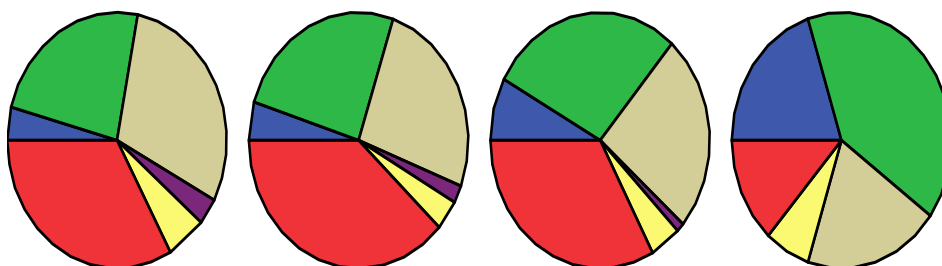
Stepen na obrazovanie

visoko obrazovanie

sredno obrazovanie

osnovno obrazovanie

bez obrazovanie

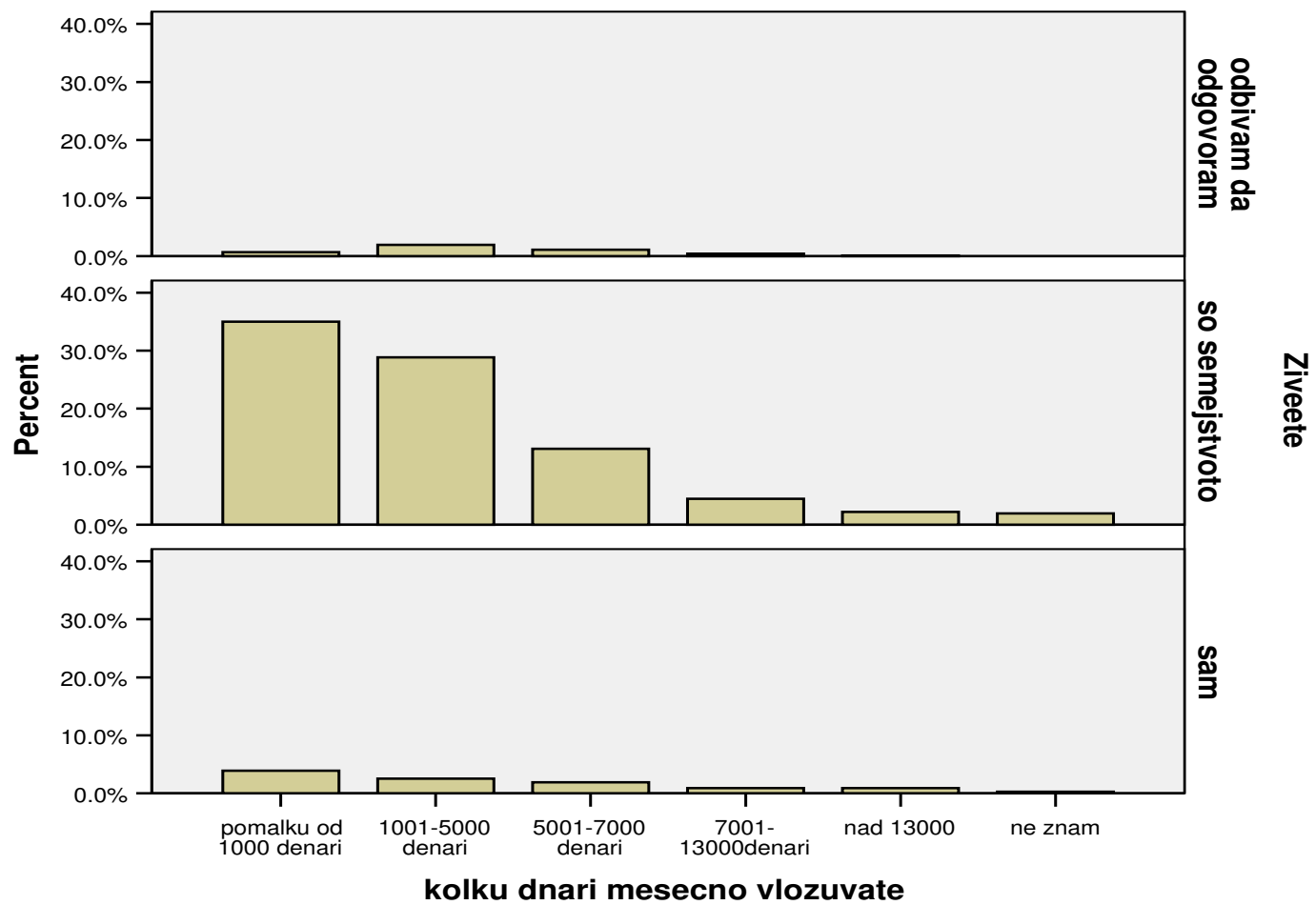


Dali pokraj sportskite oblozualnici se oblozuvate i vo: * Ziveete Crosstabulation

			Ziveete			Total
			sam	so semejstvoto	odbivam da odgovoram	
Dali pokraj sportskite oblozualnici se oblozuvate i vo:	kazino	Count	5	44	8	57
		% within Ziveete	4.3%	4.7%	17.8%	5.2%
	bingo	Count	26	242	11	279
		% within Ziveete	22.6%	25.7%	24.4%	25.4%
	lotarija	Count	35	246	10	291
		% within Ziveete	30.4%	26.2%	22.2%	26.5%
	aparati	Count	7	17	2	26
		% within Ziveete	6.1%	1.8%	4.4%	2.4%
	drugo	Count	7	36	5	48
		% within Ziveete	6.1%	3.8%	11.1%	4.4%
	ne	Count	35	355	9	399
		% within Ziveete	30.4%	37.8%	20.0%	36.3%
	Total	Count	115	940	45	1100
		% within Ziveete	100.0%	100.0%	100.0%	100.0%

kolku dnari mesечно vlozuvate * Ziveete Crosstabulation

			Ziveete			Total
			sam	so semeјstvoto	odbivam da odgovoram	
kolku dnari mesечно vlozuvate	pomalku od 1000 denari	Count	43	385	7	435
		% within Ziveete	37.4%	41.0%	15.6%	39.5%
	1001-5000 denari	Count	28	317	21	366
		% within Ziveete	24.3%	33.7%	46.7%	33.3%
	5001-7000 denari	Count	21	144	12	177
		% within Ziveete	18.3%	15.3%	26.7%	16.1%
	7001-13000denari	Count	10	49	4	63
		% within Ziveete	8.7%	5.2%	8.9%	5.7%
	nad 13000	Count	10	24	1	35
		% within Ziveete	8.7%	2.6%	2.2%	3.2%
	ne znam	Count	3	21	0	24
		% within Ziveete	2.6%	2.2%	.0%	2.2%
	Total	Count	115	940	45	1100
		% within Ziveete	100.0%	100.0%	100.0%	100.0%

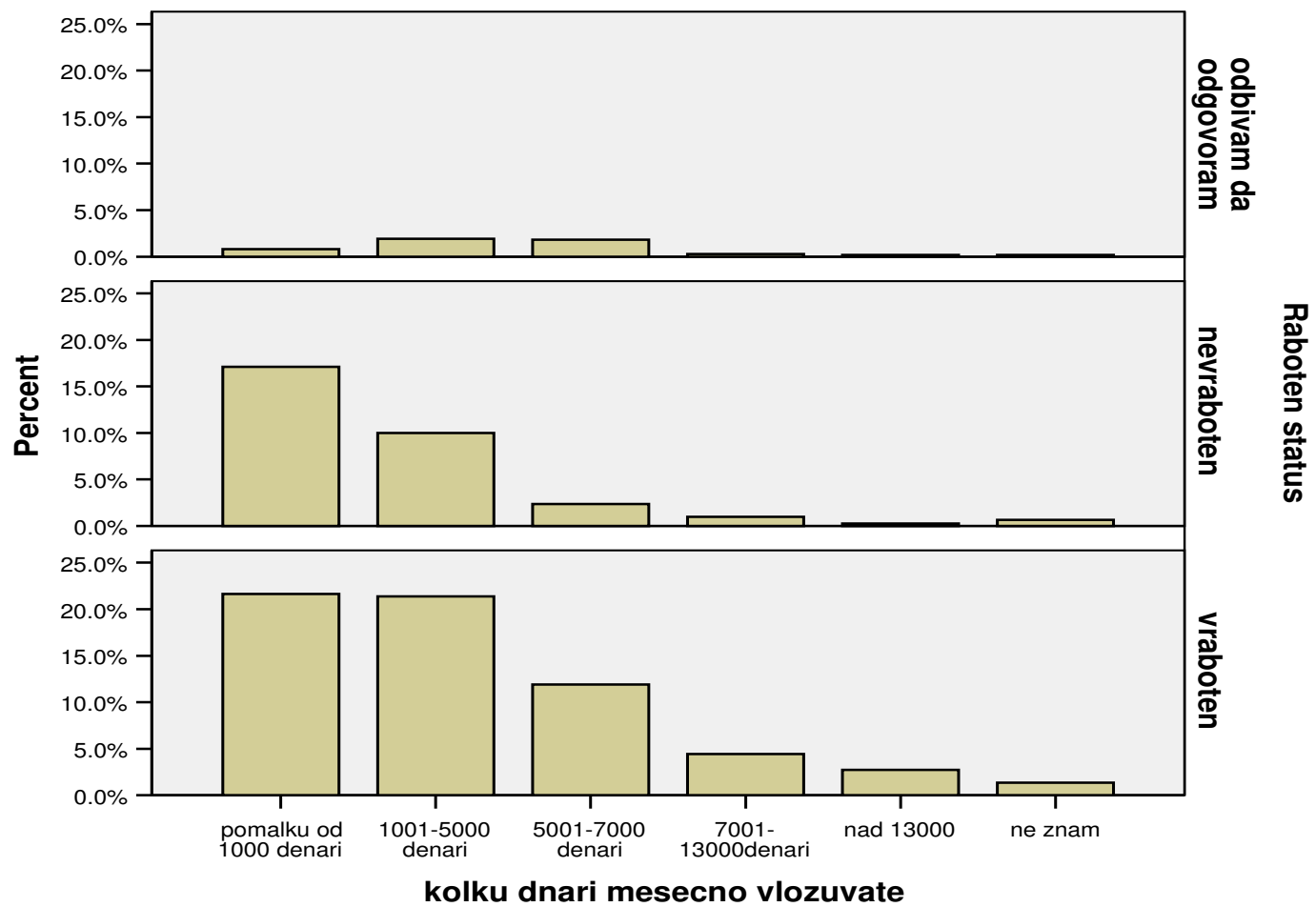


kolku dnari mesечно vložuvate * Dali pokraj sportskite obložovalnici se obložuvate i vo: Crosstabulation

			Dali pokraj sportskite obložovalnici se obložuvate i vo:					Total	
			kazino	bingo	lotarija	aparati	drugo		ne
kolku dnari mesечно vložuvate	pomalku od 1000 denari	Count % within Dali pokraj sportskite obložovalnici se obložuvate i vo:	8 14.0%	140 50.2%	117 40.2%	6 23.1%	14 29.2%	150 37.6%	435 39.5%
	1001-5000 denari	Count % within Dali pokraj sportskite obložovalnici se obložuvate i vo:	25 43.9%	93 33.3%	95 32.6%	10 38.5%	14 29.2%	129 32.3%	366 33.3%
	5001-7000 denari	Count % within Dali pokraj sportskite obložovalnici se obložuvate i vo:	18 31.6%	28 10.0%	56 19.2%	4 15.4%	5 10.4%	66 16.5%	177 16.1%
	7001-13000denari	Count % within Dali pokraj sportskite obložovalnici se obložuvate i vo:	3 5.3%	7 2.5%	15 5.2%	4 15.4%	6 12.5%	28 7.0%	63 5.7%
	nad 13000	Count % within Dali pokraj sportskite obložovalnici se obložuvate i vo:	3 5.3%	5 1.8%	2 .7%	0 .0%	7 14.6%	18 4.5%	35 3.2%
	ne znam	Count % within Dali pokraj sportskite obložovalnici se obložuvate i vo:	0 .0%	6 2.2%	6 2.1%	2 7.7%	2 4.2%	8 2.0%	24 2.2%
	Total	Count % within Dali pokraj sportskite obložovalnici se obložuvate i vo:	57 100.0%	279 100.0%	291 100.0%	26 100.0%	48 100.0%	399 100.0%	1100 100.0%

kolku dnari mesecno vlozuvate * Raboten status Crosstabulation

			Raboten status			Total
			vraboten	nevraboten	odbivam da odgovoram	
kolku dnari mesecno vlozuvate	pomalku od 1000 dena	Count	238	188	9	435
		% within Raboten status	34.1%	54.5%	15.8%	39.5%
	1001-5000 denari	Count	235	110	21	366
		% within Raboten status	33.7%	31.9%	36.8%	33.3%
	5001-7000 denari	Count	131	26	20	177
		% within Raboten status	18.8%	7.5%	35.1%	16.1%
	7001-13000denari	Count	49	11	3	63
		% within Raboten status	7.0%	3.2%	5.3%	5.7%
	nad 13000	Count	30	3	2	35
		% within Raboten status	4.3%	.9%	3.5%	3.2%
	ne znam	Count	15	7	2	24
		% within Raboten status	2.1%	2.0%	3.5%	2.2%
Total		Count	698	345	57	1100
		% within Raboten status	100.0%	100.0%	100.0%	100.0%



kolku vreme nedelno posvetuvate na oblozuvanjetu * Raboten status Crosstabulation

			Raboten status			Total
			vraboten	nevraboten	odbivam da odgovoram	
kolku vreme nedelno posvetuvate na oblozuvanjetu	pomalku od eden cas	Count	63	65	3	131
		% within Raboten status	9.0%	18.8%	5.3%	11.9%
	2-3casa	Count	161	79	17	257
		% within Raboten status	23.1%	22.9%	29.8%	23.4%
	4-6	Count	174	59	16	249
		% within Raboten status	24.9%	17.1%	28.1%	22.6%
	7-10	Count	130	60	10	200
		% within Raboten status	18.6%	17.4%	17.5%	18.2%
	poveke od 10 casa	Count	136	68	7	211
		% within Raboten status	19.5%	19.7%	12.3%	19.2%
	ne znam	Count	34	14	4	52
		% within Raboten status	4.9%	4.1%	7.0%	4.7%
	Total	Count	698	345	57	1100
		% within Raboten status	100.0%	100.0%	100.0%	100.0%