



Центар за Истражување и Креирање на Политики

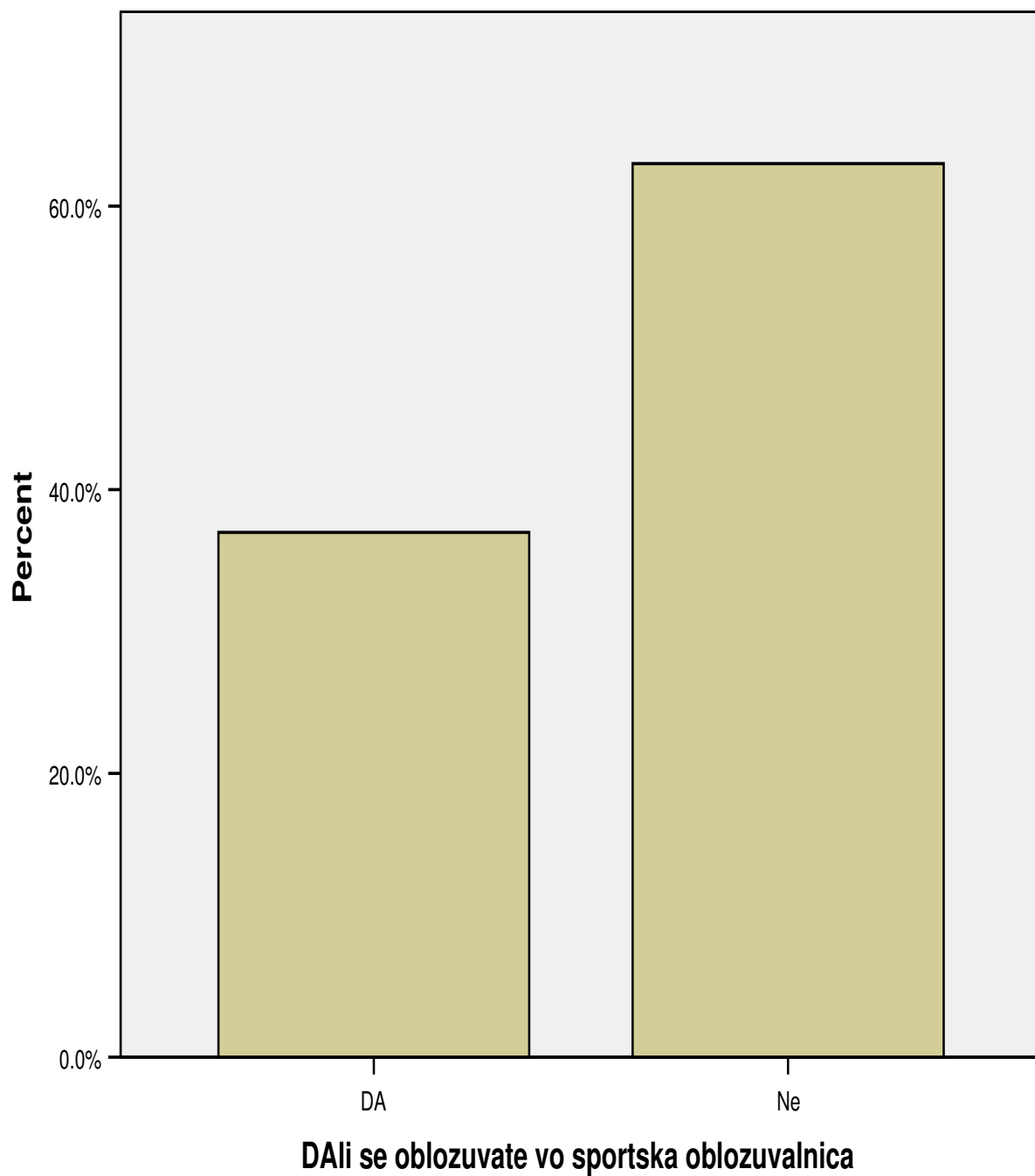
**ДАЛИ СЕ ОБЛОЖУВАТЕ ВО СПОРТСКА
ОБЛОЖУВАЛНИЦА?**

10 Јули, 2006

Скопје, Македонија

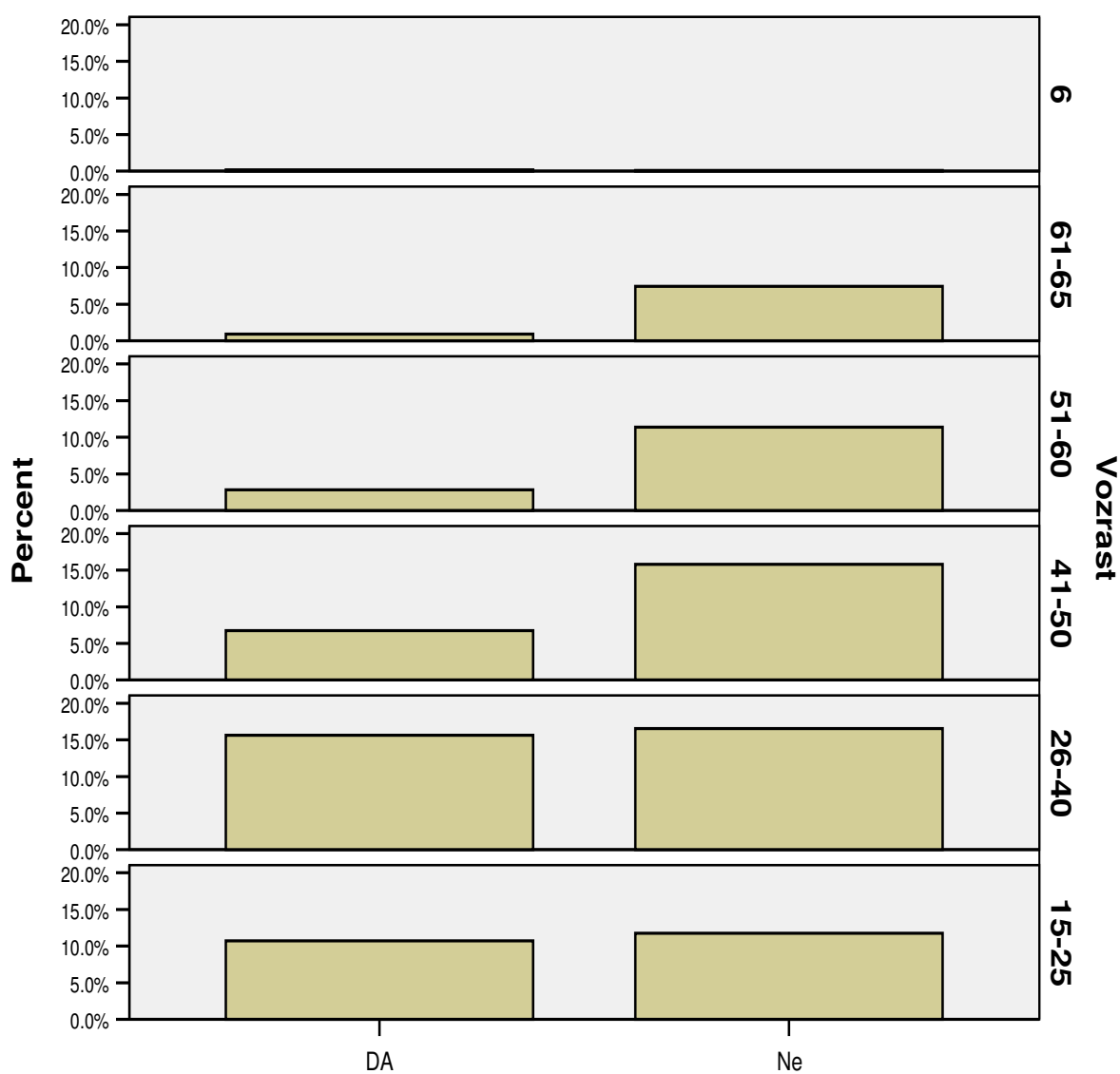
Dali se oblozuvate vo sportska oblozuvalnica?

		Frequency	Percent	Valid Percent	Cumulative Percent
Valid	Da	407	37.0	37.0	37.0
	Ne	693	63.0	63.0	100.0
	Total	1100	100.0	100.0	



Dali se oblozuvate vo sportska oblozuvalnica? * Vozrast

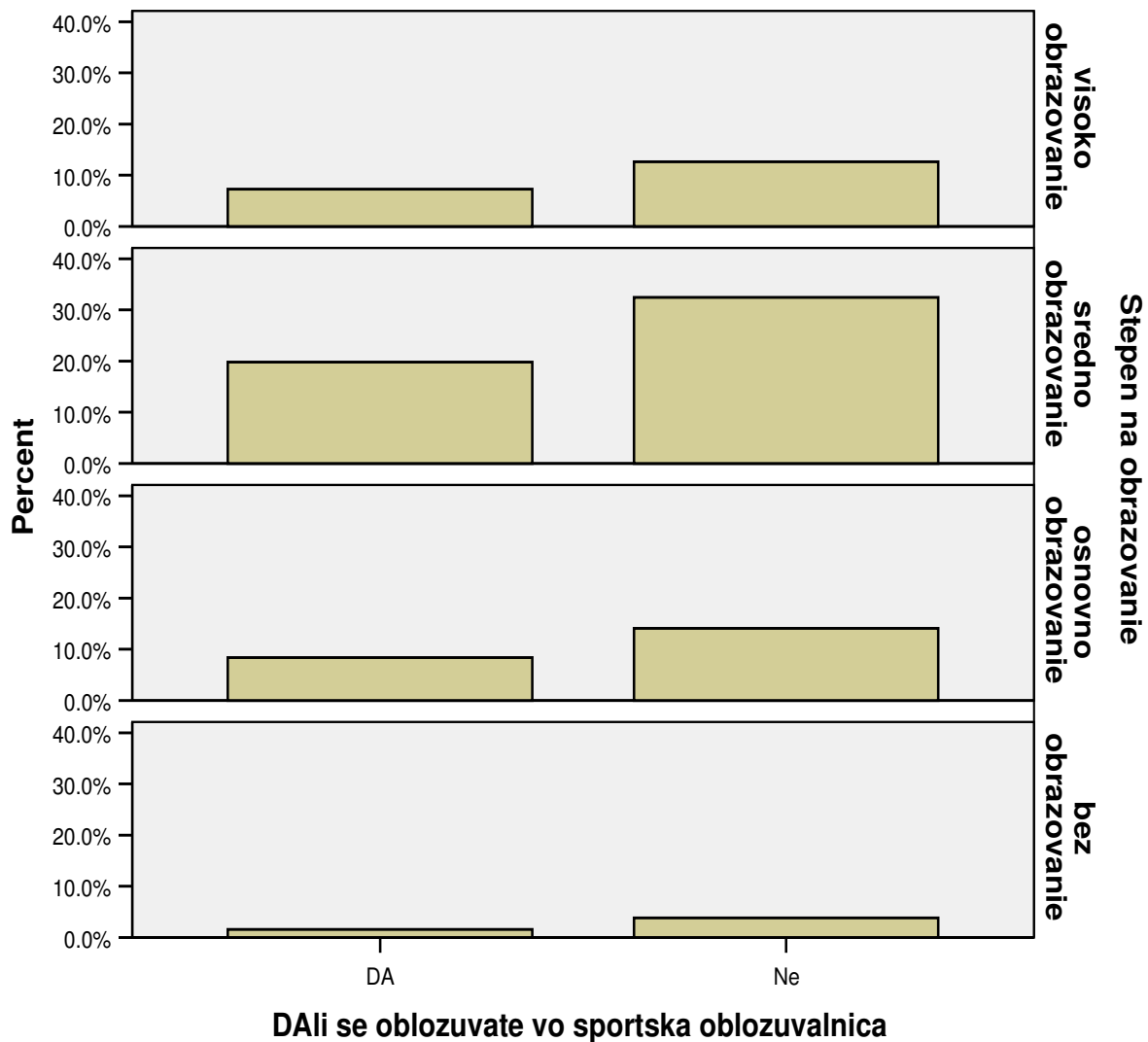
			Vozrast						Total
			15-25	26-40	41-50	51-60	61-65	6	
Dali se oblozuvate vo sportska oblozuvalnica?	Da	Count	118	172	74	31	10	2	407
		% within Vozrast	47.8%	48.6%	29.8%	19.9%	10.9%	66.7%	37.0%
	Ne	Count	129	182	174	125	82	1	693
		% within Vozrast	52.2%	51.4%	70.2%	80.1%	89.1%	33.3%	63.0%
Total		Count	247	354	248	156	92	3	1100
		% within Vozrast	100.0%	100.0%	100.0%	100.0%	100.0%	100.0%	100.0%



DALI se oblozuvate vo sportska oblozuvalnica


Dali se oblozuvate vo sportska oblozuvalnica? * Stepen na obrazovanie

			Stepen na obrazovanie				Total
			bez obrazovani e	osnovno obrazovani e	sredno obrazovani e	visoko obrazovani e	
Dali se oblozuvate vo sportska oblozuvalnica?	Da	Count % within Stepen na obrazovanie	17 28.8%	92 37.2%	218 37.9%	80 36.5%	407 37.0%
	Ne	Count % within Stepen na obrazovanie	42 71.2%	155 62.8%	357 62.1%	139 63.5%	693 63.0%
Total		Count % within Stepen na obrazovanie	59 100.0%	247 100.0%	575 100.0%	219 100.0%	1100 100.0%

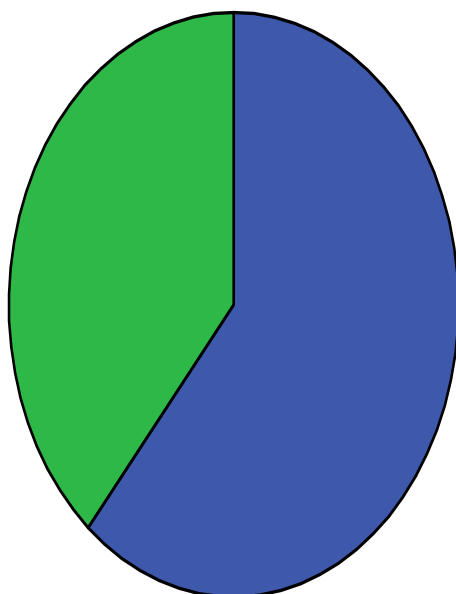


Dali se oblozuvate vo sportska oblozualnica? * Pol

			Pol		Total
			Maski	Zenski	
Dali se oblozuvate vo sportska oblozualnica?	Da	Count	366	41	407
		% within Pol	61.2%	8.2%	37.0%
	Ne	Count	232	461	693
		% within Pol	38.8%	91.8%	63.0%
Total		Count	598	502	1100
		% within Pol	100.0%	100.0%	100.0%



Zenski



Maski

DALI se oblozuvate vo sportska oblozualnica

- DA
- Ne

POI

Dali se oblozuvate vo sportska oblozuvavnica? * Etnicka pripadnost

			Etnicka pripadnost						
			Maked.	Alban.	Turcin	Rom	Srbin	Drugo	Total
Dali se oblozuvate vo sportska oblozuvavnica?	Da	Count	245	145	14	0	2	1	407
		% within Etnicka pripadnost	32.8%	49.3%	31.8%	.0%	25.0%	20.0%	37.0%
	Ne	Count	503	149	30	1	6	4	693
		% within Etnicka pripadnost	67.2%	50.7%	68.2%	100.0%	75.0%	80.0%	63.0%
Total		Count	748	294	44	1	8	5	1100
		% within Etnicka pripadnost	100.0%	100.0%	100.0%	100.0%	100.0%	100.0%	100.0%

